

# ELTHAM AND DISTRICT WOODWORKERS CLUB

## *The Eltham Woodworker* CLUB NEWSLETTER

JUNE 2021



Reg. Number A0025947P

EDWC Office Bearers			
President	Vice President	Secretary	Treasurer
John Brownrigg	David Brooks	Charles Camera	Peter Davey
0409 145 516	0438 344 029	0413 481 699	9439-4889

Board Members	
Rado Staric	Raman Rao
Colin Groves	Adrian Desfontaines

All correspondence to be addressed to the Secretary, P.O. Box 701, Eltham, 3095 or email [secretary@elthamwoodworkers.org.au](mailto:secretary@elthamwoodworkers.org.au)

### *Presidents Report:*

We mourn the passing of club stalwart Sandra Dean last month. I recommend reading Alan West's note later in this newsletter. Our best wishes go out to Sandra's family and friends.

You'd think by now we'd be used to the inconvenience of lockdowns. Awful weather and nowhere to go but the workshop? Can't be all bad I guess, and preferable to catching the dreaded disease. Hang in there everyone, we'll come out the other side as vaccination levels increase I hope.

We continue to plan for the future (Future Sub-Committee), and are proceeding on the assumption that our usual events (Wattle Festival, Whittlesea Show and the Eltham Festival) will proceed as normal.

The Club is in very good shape with nearly all members renewing their fees this year. It's great that the Club is strong, a pain that we can't use the facilities as much as we'd like. Soon.....

Charlie is still hard across the dust extraction system, (see later in this newsletter) but just as it seemed we were getting somewhere near finalisation, our meeting schedule has been disrupted by Covid. Let's hope we see the light at the end of the tunnel soon.

**We need your help.** Paul and his crew have done a great job with the **healthAbility** project and we are ready to deliver it, but we need some volunteers to help assemble the items at the healthAbility site in Eltham on the dates mentioned in Paul's note later in this edition, beginning July 5th. It's only a **two hour commitment**, the sessions are one per week through to the start of August. **You don't even need to do**



Major Sponsors  
and Supporters



The EDWC is very grateful  
for the sponsorship of the  
Bendigo Community Bank.  
Please support our sponsors.



**more than one session**, that's what the roster is for. If you are unsure of what is needed, please contact Paul for info. All of us who have participated before have enjoyed the experience immensely and it's suitable for newer members to become involved as well. It's great chance for us to do something good for someone else.

Stay safe and well,

**John Brownrigg**

## **From the Secretary – Charles Camera**

### **Around the workshop June 2021**

Yet again we are in lock down and the club's workshop is dark and empty. However it is a good time to plan new projects and, for those lucky members with home based tools and machines, to brave the cold and get working. I have to say I miss the Monday morning mentoring especially with Colin Groves, who has joined me, cheerfully helping a steady throng of client members. With Colin's help and some others who have indicated that they will make an appearance at odd times, there is plenty of room and machine time for members new and old wishing to extend their woodworking skills.

Well of course there is an update on the dust collector saga – to tell the full story it may eventually need to be a large book. A synopsis of that book could go like this -

- More than three months after the installation that was to take two men just two and half days began, it is incomplete and unfit for purpose. There are still a number of issues to be resolved including a missing connection for the future drum sander which was specified in the remit and parts for which were included in the invoice, and the plumbing in the bandsaw room which is totally unfit for purpose. This section of plumbing is obviously set too low, but not so obvious is the fact that the ducting is also too narrow for the number of machines it is to service. There is more but they are the main issues. Save for these matters, the installation is otherwise sound and will be a great asset in the club when problems are rectified.

- Two weeks after the supposed completion and not having heard back from the Eziduct rep for more than a week, and with repeated phone calls to their local office, we discovered that he had resigned. This is person number 3 since we started the project.

- The Eziduct Southern States sales manager did not return calls and only after a week started to reply by email and SMS. He argued that our installation was low priority as he considered our job finished – **(he even posted photos on their Facebook page showing what a great job it was)**.

- After getting nowhere with the local office, I made a mobile number call to the company's M.D in their Sydney Office. He also did not pick up the call and a recorded voice asked that if the matter is important then please send an SMS and "do not leave a message" (why??).

- A terse email was then sent to the MD requesting immediate attention and the possibility that we may lodge complaints to relevant overseeing authorities regarding consumer rights.

- I then called the Melbourne office and advised the receptionist that I would stay on the line until the Sales manager answered. When he eventually did so, he argued that **we were now more than 70 new customers behind in the queue for attention** and that he could not attend to our issues.

- some time later for some reason (I wonder what it was?) The sales manager called back asking when could we meet and promising to reach some agreement regarding sorting out our issues. The lock down has stalled that meeting.

Seems that other people have also had problems as this Google Review appeared during April and after our installation started.- - <https://www.facebook.com/Ezi-Duct-Pty-Ltd-254120827962894/reviews/>

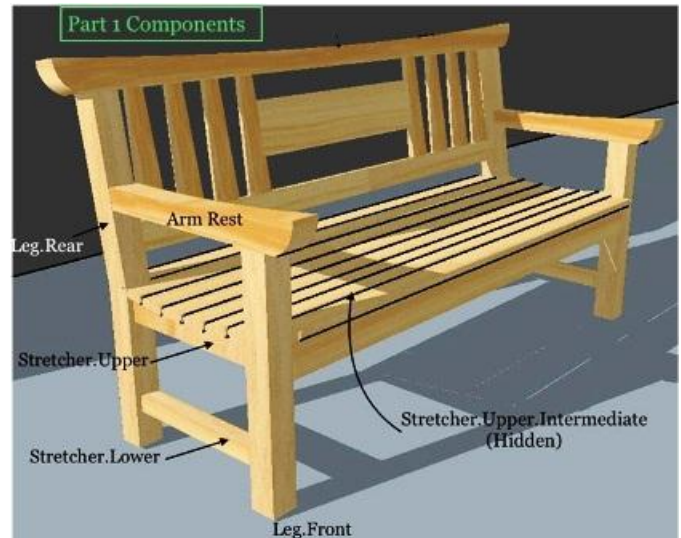
And according to their website – **they are the largest installer of dust extraction systems in Australia.**

Hopefully the next chapter will be good news.

## Raffle Prizes

The committee has agreed on the first prize item for the upcoming annual raffle which is a quality outdoor garden bench. This will not be just a boring, any old outdoor bench, but a fancy Japanese influenced model. Our respected woodworker, Raman Rao, has offered to take time off from building magnificent staircases to lead the project. When most of us start on such an endeavour, most like me, hand sketch up a rough drawing and start cutting. Some others might seek out a plan with full drawings and lists of materials and then methodically work through step by step.

Raman however, as always the consummate project manager and an engineer, uses a CAD program to draw up the project and then itemises each minute step from starting stock timber collection, to transportation and preparation of each component. So detailed is his plan that were the Melbourne Underground run with such detail it would no doubt be ahead of schedule and possibly even running. Here is Raman's Sketchup drawing.



Would you like to do your own 3d drawings with a free cad program – then click here -

(<https://www.sketchup.com/sketchup/2017/en/sketchupmake-2017-2-2555-90782-en-x64-exe>)

## Blocks of wood



We were recently offered wood blocks made of cross grain glued timber and a number of members led by Steve Hood have made arrangements to pick them up and bring them back to the club house. The intention is that anybody genuinely able to use them for carving, turning or whatever can take them home. It is estimated that based on stated intentions everybody that contacted me will get some. To be sure everyone is given an opportunity, please limit to no more than 5 until the first round of collections is complete.

**Charles Camera**

## Around the workshop – Mentoring Group Mondays

The mentoring groups run every Monday morning are a great time for new (and maybe not so new) members to learn or refresh their knowledge of the safe and intricate use of our many machines and hand tools.

Colin Groves is shown here Mentoring Christine Hand on the use (and safety) of our small blade bandsaw, which is excellent for cutting freehand curves and fairly intricate shapes.



## HealthAbility Project - Paul Rushton

Each year the club engages with HealthAbility in Eltham to provide an entertaining experience for their clients who are mainly elderly people with limited mobility. The program is well known within the Council who view it as one of our star community service programs. The group makes several simple items that are presented as “ready to assemble” kits where the participants are invited to complete the item using some simple steps such as inserting screws etc.

With the help of too few volunteers there are now 76 kits which is quite sufficient for the event which is set to be conducted on one day per week, 2 hours per day, approx. 10.00 - 12.00 as follows:

Mon 5th July,

Tue 13th July,

We'd 21st July,

Thurs 29th July

Fri 6th Aug.



A selection of the kits for this year's program, all ready to go.

Three members are required to assist at those times. There is a notice on the club room notice board, just put your name down or give me a **call on 0417017347**.

I personally think it is a shame more members haven't been getting involved however I would like to thank all who helped especially Alwyn Wainwright and Mark Thompson.

For more info on HealthAbility -  
<https://healthability.org.au/>

**Here is Adrian showing a HealthAbility client how to do the final assembly**



## Futures Committee – John Winkett



The Club Committee have asked me to chair this committee and together with Adrian Des Fontaines, Raman Rao and David Brooks we had our first meeting a couple of weeks ago. The primary purpose of this committee is to look at opportunities for the Club in the future and we have taken into account feedback from our members. We have looked at property options, membership recruitment and resources and are now looking at what budget might be required to achieve our aims.

To date we have given an outline summary to the Committee and we are now looking to develop our budget. We will try and strike a balance between immediate needs etc and what we think will be needed into the future.

As soon as the details are in place we will advise members and seek their further comments.

**John Winkett**

## Alan West's story on a friend and long time member of the club



**Sandra at the Wattle Festival**

### *Our story about Sandra.*

*On Friday, May 14<sup>th</sup>, the club lost a founding member and who made a marvellous contribution to its ongoing success.*

*My wife Gwenda and I first met Sandra about 20 years ago when she responded to an advertisement I had put on a notice board in Eltham. The subsequent \$20 sale of two pieces of old furniture started a friendship that has only grown stronger over the years.*

*As I am an infrequent participant in club activities this article will concentrate on the Sandra we knew. Sandra's interests and abilities covered a very wide spectrum, from pony club events, competing in the Garryowen at the Royal Melbourne show, to being an interested spectator at Austin7 Club mud trials and hill*

*climbs. Creative areas included leading the carving group for many years, demonstrating at the Wattle Festival, club exhibitions, and involvement with several U3A groups. Beyond the club area Sandra demonstrated at Shepparton and Ballarat wood shows, and we shared a stand at Gulf Station, Typo station and lost trades. The carved sign at the Queenstown Cemetery was another of our joint projects. Many years ago*

*Sandra and I entered the Jack and Jill cross-cut sawing event at the working with wood show. We actually won but the next year we came second – it seemed like a good time to retire!*



*The output of Sandra's 2D and 3D work was amazing and we frequently wondered how one person could produce so much work. Older members will remember the Christmas breakups she hosted at Cirus, her five acre property in Research.*

*When our grandchildren visited we frequently fed Jess the thoroughbred and Taffy the Shetland pony. Sandra had great respect for all wildlife, she was the only person I knew who would catch a blowfly and relocate it safely outdoors.*

*Every year Gwenda and I spent time with Sandra at Windrush, her holiday house at Aireys Inlet. Here, our frequent walks produced much of the material to be later converted into works of art. In the house is a display cabinet constructed from timber obtained from a blackwood log rescued from the beach. The cabinet contains fossils, which were another of her interests.*




*Our last time with Sandra was on the Wednesday night, two days before she passed away. She made sure that this was a happy time for us and we shared many stories. As we were leaving she called us back and asked for half*

*a glass of orange juice and two spoons of sugar. She was enjoying this as we left and Olly, her faithful cat, took over her care.*

*We have lost our best mate.*

*(Alan's original handwritten article)*

**Alan West**



Alan and Sandra in the demonstration room at one of our annual club exhibitions.



**Some more examples of Sandra's fine work.**

## **Carving Report by Alwyn**

I tried to be early but Rod beat me to it. Very good to see.

It was a very sad morning for the three who attended. Present were Rod, Jane and myself. David Green was on his much awaited trip up North. Maike also away. Neil Hunt recuperating after By Pass Operation.

Rod was busy carving a camel for his Nativity Set, looking good. Jane working on a Platypus which is nearly finished and myself still finishing my tree now into its second year.!!!!

Now for the sad part of the morning. We talked of how much Sandra would be missed by us all. I think she had input into most work we did and often hardly touched her own work.

R.I.P Sandra.

Yours in Wood. Alwyn.

## **Maker required for this project:**

A member of the public, an architect, has requested someone make this "small" chair. NO, it is not an M.C. Escher trick. It would be a good candidate for domino joinery and would not be too difficult. Anyone interested please contact Charlie Camera to get the requestor's details.



## Annual Exhibition Report – Adrian Desfontaines

Despite our current lockdown situation, this year's exhibition looks like being one of the best given that we have two years' worth of creativity/production to share with the greater community during the Eltham Festival November 12<sup>th</sup> -14<sup>th</sup> @ the Eltham Community Centre.

We have booked Lord Mayor Peter Perkins for the opening of the exhibition on Friday 12<sup>th</sup> November @ 7pm. If possible, please bring a plate of either sweets or savouries for club members and family to enjoy.

For those who are new to the club, the exhibition is designed to demonstrate the numerous woodworking disciplines of its members and regardless of your perceived ability everyone is encouraged to enter at least one piece. As COVID cancelled last year's exhibition you are allowed to enter works so long as they haven't been exhibited before.

We appreciate that the current lockdown may have slowed down your current projects however we have added extra general workshops on the 1<sup>st</sup> & 3<sup>rd</sup> Tuesday evenings 7.00-9.00pm **and ... Saturday afternoons** to help you complete your masterpieces.



As per previous years the exhibition will be set out in three areas, the main exhibition, demonstration area and the sales table. This year Peter Davey has been able to acquire two EFTPOS machines from the Bendigo Bank to aid with and encourage the impulse purchase of your creations at the main exhibition or sales table. Please note that you don't have to sell the pieces you enter into the main exhibition. Frank Camera has developed both an online and hard copy entry form which you will need to complete up to a week before the exhibition. These forms will be available on the website or from the club.

To ensure the success and not put the onus on a few, we will be developing a roster of willing volunteers who'll be involved in the set-up and taking down of the exhibition.

Exhibition entries and items for sale may be dropped off on Thursday morning 11<sup>th</sup> November between 7.00-10am and the exhibition set up will then commence. The exhibition will be open to the general public from 9.00am Saturday and Sunday and will be taken down following the 5pm close on Sunday.

Any unsold or not for sale items from the main exhibition may be picked up on the Monday morning (time TBC).

If you have any questions please feel free to reach out to myself or the other exhibition committee members Wes Weight and Colin Groves.

Kind regards

Adrian Desfontaines 0414 795 347

## New TV set for the Clubhouse – Peter Davey

Now that we've moved our monthly meetings to our clubrooms we no longer have access to the audio visual equipment that was available in the CFA meeting room. The club has therefore purchased a large screen TV that will be mounted on the wall in the assembly room and will be used to display speaker presentations, show YouTube videos and stream demonstrations so everyone will be able to see what's happening. COVID permitting we should have it installed for the July meeting.

## Box making – 3<sup>rd</sup> Saturday, May 2021

Disappointing turn up again. Steve Mitchener and I were there ready to offer advice and assistance. Natalia turned up, ready to do some work and learn some new skills. Adrian Desfontaines arrived, but to do some turning, not to make boxes. What the heck, we're a large tent.

As we were kicking off I got a call to race off to resolve a family issue, so I left Steve at the helm and vacated the club.

Steve's notes follow:

*Adrian did a bit of turning, and Aurora turned up to gather some of her materials. Natalia and I routed slots into a cutting guide jig for her table saw at home. Getting the precision required for that was the biggest problem we had. We then put a dovetail router bit down the slots to create the lock grooves for the hold-down clamps. Quite intricate woodwork for a beginner (lucky I was there!).*

*Since then I've created another mind teaser (photo attached).*

*Feel free to work out what it is. Answer next month.*



Thanks again Steve. So, one person for box making. Numbers will need to improve to justify the time required to turn up to host box making. The 3<sup>rd</sup> Saturday is the only box making session currently. If you are intending to join, please let me know so that I can review the need.

**Cheers, John B & Steve.**

## Scrolling Saturday 1<sup>st</sup> May & 5<sup>th</sup> June

Again neglected to get photographs, sorry, but I tend to concentrate on what I'm doing and forget everything else until it's too late.

It was a pretty busy day with Roz making a multi-layered self-propelled walking animal and giving us all a demo of her foot pedal scrollsaw control which looks pretty useful.

Tony cut a couple more of his specialty, Bluey jigsaw puzzles for his granddaughter and also spent some time on a compound cut decoration for Christmas.

I was cutting out a couple of Celtic knot type patterns which I'm going to experiment with pouring Pewter with, just to see if they'll finish up looking anything like a decent knot.

Our fearless leader, Steve M, arrived a little late and helped Aidriana machine some fence palings which I think she'll be using as lining boards for her bathroom reno.

And again the dreaded Covid Lockdown Version 4.0 struck and shot June 5<sup>th</sup> Scroll Sawing down in flames. So, hopefully we'll be good to go for July 3<sup>rd</sup>.

Steve Hood

## Thursday Arvo Turning - May.

It was pretty quiet around the lathes last month partially due holidays and partially the plague.

Russell is moving nicely through his paper towel holder and almost has it to completion apart from a slight whoops with the hole diameter in the base which due to an unforeseen slight error which somehow crept in while we weren't paying perhaps as much attention as the situation may have warranted, however it's only a mistake if it can't be fixed and in this case we can fix it, so all will be well in the fullness of time, or when we can get back on the lathes.

I did a bit of a demo on a "cigar" type box/tube thing that can be used for a needle case, toothpick, pens etc, which Tom and Eric both had a go at and they turned out pretty good.

Eric was working on another lidded box I believe, it was a long time ago and my note taking skills are still dreadful!

Russell and Eric were the only two productive guys really with Tony helping Russell and me doing not much of anything, drinking tea and sitting down a lot if I recall, oh well there's always tomorrow.



"Cigar" Boxes, these can obviously be made various lengths and diameters. They're really simple and are just drilled out. The only difficult part is getting the 2 halves to mate with just enough friction.

## Beginners Turning Saturday 29<sup>th</sup>.

Unfortunately this was cancelled due to Covid, which was a great pity as the 29<sup>th</sup> was the 5<sup>th</sup> Saturday for the month and we could have had all day to cover most of the basics. We do have 4 people ready to go, 2 who I believe have not used a lathe before, one who has had a short intro and the fourth who has experience in turning pens and would like to expand his skills. So a good mix of skill levels and hopefully we should have some fun and learn a few things from each other. We'll be starting back after lockdown on the afternoon of the open workshops.



Steve Hood

## Show and Tell:

Fine carving work by Hank Tyler



▲ Sandpiper Pair in Osage Orange


◀ Petrel, Black Walnut, 38cm H



Abstract # 35, Osage Orange, 35 cm H ▲

◀ Sandpiper, Black Walnut, 14 cm H

Abstract #32, Osage Orange,  
33cm H ▶



---

### Desk made by Tom Laber ▶

I have just about finished my fly-tying desk. It is made of Mahogany with a Blackwood top and finished in Danish oil.



## EDWC CLUB Workshop / Meeting Calendar:

Note - There are now scheduled openings on 1<sup>st</sup> and 3<sup>rd</sup> Tuesday nights for open workshop and turning run by Brian Blethyn (turning) Peter Davey and Adrian Desfontaines ( open workshop). This will advantage those who cannot turn up to daytime group meetings.

		WEEK 1	WEEK 2	WEEK 3	WEEK 4			WEEK 1	WEEK 2	WEEK 3	WEEK 4
SUNDAY	9 AM				PYROGRAPHY	THURSDAY	9 AM				
	10 AM						10 AM	OPEN SHOP	OPEN SHOP	OPEN SHOP	OPEN SHOP
	11 AM						11 AM				
	12 PM						12 PM				
	1 PM						1 PM				
	2 PM						2 PM	TURNING	TURNING	TURNING	TURNING
	3 PM						3 PM				
	4 PM						4 PM				
	5 PM						5 PM				
MONDAY	6 PM				FRIDAY	SATURDAY	6 PM				
	7 PM						7 PM				
	8 PM						8 PM				
	9 AM						9 AM				
	10 AM	MENTOR	MENTOR	MENTOR			10 AM	CARVING	TURNING	CARVING	TURNING
	11 AM						11 AM				
	12 PM						12 PM				
	1 PM						1 PM				
	2 PM						2 PM				
TUESDAY	3 PM						3 PM				
	4 PM						4 PM				
	5 PM						5 PM				
	6 PM						6 PM				
	7 PM						7 PM				
	8 PM						8 PM				
	9 AM	OPEN SHOP	OPEN SHOP	OPEN SHOP			9 AM	SCROLL SAW	OPEN SHOP	BOX/ INSTR MAKING	OPEN SHOP
	10 AM						10 AM				
	11 AM						11 AM				
WEDNESDAY	12 PM						12 PM				
	1 PM						1 PM				
	2 PM						2 PM				
	3 PM						3 PM				
	4 PM						4 PM				
	5 PM						5 PM				
	6 PM						6 PM				
	7 PM						7 PM				
	8 PM	TURNING		TURNING + 5th Tue			8 PM				
	9 AM	WES' SHOP	WES' SHOP	WES' SHOP	WES' SHOP						
	10 AM										
	11 AM										
	12 PM										
	1 PM										
	2 PM		BOX/ INST MAKING		EXHIBITION COMMITTEE						
	3 PM										
	4 PM										
	5 PM										
		BOX/INSTRUMENT MAKING - John Brownrigg & Frank Camera									
		CARVING - Alwyn Wainwright				PYROGRAPHY & SCROLL SAW - Steve Mitchener					
		OPEN WORKSHOP - Mark Thompson									
		MENTORING - Charlie Camera				TURNING - Tues/Brian Blethyn. Thurs/Tony Orbe. Fri/David Cowan					

## EDWC Market Place

### **For Sale:**

#### **Bench Vice**

Dawn No.10 Quick  
Action Bench Vice.(10  
inch - 250mm)

In perfect working order.

\$200.00.

Contact: Nev Haskett

Ph: 9466-1780



#### **Two free doors**

Two doors made from western red cedar. They are painted on the outside face and unpainted on the back. They were originally sliding doors, probably in a wardrobe, and they still have the roller hardware. Perfect for faking an antique!


Please call Jim on 0408 279 179.



### **Is this why we are members of a woodwork club?**

**And how relevant to our  
current situation is it?**

Thanks, Wes Weight



## FORGET YOUR TROUBLES!

**G**ET down to Woodworking! It occupies the mind and hands and keeps the nerves steady. It enables you to forget for a while the troublous times through which we are passing. It helps you to maintain a cheerful outlook—for woodworking requires just that combination of concentration and physical effort which makes the complete mind tonic.

### THESE PRACTICAL BOOKS WILL HELP YOU

**WOODWORK JOINTS**  
How to know the right joint to use and how to make it. Every joint the home woodworker is likely to tackle is included.  
3s. 6d. net  
3s. 10d. post free

**CARPENTRY FOR BEGINNERS**  
The ideal book for the man with limited experience, including a number of designs for small articles of household or outdoor use.  
3s. 6d. net  
3s. 10d. post free

## **Newsletter Contributions**

Thank you to: Charles Camera, John Brownrigg, Alan West, Steve Hood, Adrian Desfontaines, Alwyn Wainwright, Paul Rushton, Hank Tyler and Tom Laber.

All group leaders and individual members may contribute to the newsletter with any relevant monthly group report or items of interest to the club. Please make them brief and include photos where appropriate.

Show and tell items and Sale items are welcome, with pictures if possible.

Send to: [frankco1@tpg.com.au](mailto:frankco1@tpg.com.au)

Ph. 0427 964 254

