

ELTHAM AND DISTRICT WOODWORKERS CLUB

The Eltham Woodworker CLUB NEWSLETTER

MAY 2021



Reg. Number A0025947P

EDWC Office Bearers			
President	Vice President	Secretary	Treasurer
John Brownrigg	David Brooks	Charles Camera	Peter Davey
0409 145 516		0413 481 699	9439-4889

Board Members		
Rado Staric	Raman Rao	
Colin Groves	Adrian Desfontaines	

All correspondence to be addressed to the Secretary, P.O. Box 701, Eltham, 3095 or email secretary@elthamwoodworkers.org.au

Presidents Report:

Welcome.

First, thanks to all of those members who turned up to assist with clean up day. It went well and was completed relatively quickly.

We have some ongoing issues with dust extraction but we seem much closer to completion than I might have imagined a month ago. We'll discuss this further tonight.

We still need volunteers to assist with plumbing the dust extractor ports and to assist with the fencing of the external unit once Bryan has welded the support posts for the fence.

The Future Group meets next Saturday under the guidance of John Winkett, so if you have suggestions for club development, equipment purchase or maintenance, please contact John.

With Covid-19, that descriptor we're all heartily sick of, as a factor in our lives and more particularly, as Club members, we should remember two major facts.

"Decisions are made by those who show up" and "the club continues to function by people being involved".

These two thoughts are sweeping in their scope, but accurate none the less.



Major Sponsors
and Supporters



The EDWC is very grateful
for the sponsorship of the
Bendigo Community Bank.
Please support our sponsors.



Clearly this might not apply to those present at the general meeting, but I urge that as many members as possible attend meetings, groups, and events so that their voices may be heard. Car park criticism doesn't cut it. Speak to the committee, we want you to, as committee decisions should reflect the consensus values of the membership.

I freely acknowledge that many members, particularly many of our older members have been "putting in" to club management and activities since its establishment, and most continue to offer input and the reflection of experience. Myself and the committee greatly appreciate such involvement.

The workload of members like Charlie and Peter is considerable. The same is true to an extent of those who lead and organise groups. Each member can offer something to ease the load. It may be physical input, something more sedentary where physical work is not appropriate, or suggestions and advice. This club belongs to its members, and with greater involvement, we'll all benefit.

Spread the word "all members welcome".

John Brownrigg

From the Secretary – Charles Camera

Membership subscriptions

Many members have already paid their 2021 membership subscriptions but there are still a large number now overdue. Membership subscriptions partly pay for our insurance cover and we need to know final numbers as this is the basis upon which our fee is calculated. If you have let it slip your mind please attend to it ASAP. If for any reason you cannot maintain your membership then please let us know. Details for payment have been circulated in recent emails.

In the last few months we have welcomed over 20 new members which has strained our systems in regard to induction and training. The majority of the new members have now been through the induction but we have had to ask many to be patient as we work through the surge. The club still needs more volunteers to assist with training and if you can help please let us know. It is not difficult to do and we will train the trainers.

Around the workshop

Maintenance seems to be a never ending task and the latest causality has been our table saw fence which had lost it's ability to lock in place. We have discussed the matter with Hammer / Felder and their advice was that being made in 2006 the saw is now old and well used and the problem is wear and tear (REALLY??). Their only solution was to supply a totally new fence guide and bracket at a very eye watering price. However a modification seems to have fixed the problem which should endure IF PEOPLE DO NOT FORCE THE CAM LEVER UP and bend the spring arm out of shape.



The action is now smooth when shifting the fence after a polish of the surface and the spring easily provides enough force to securely lock the fence in place.

Elsewhere the “small” bandsaw has a new blade – please only use this machine for detail curves etc and NOT for breaking down for which the blade though it cuts easily is not intended to be used.



The dust extractor saga has continued but there seems to be light at the end of the proverbial. When the ducting errors are finally fixed the club needs to connect flexible ducting to all machines as this is our responsibility. This will require a working bee as it is hoped that the changeover from the old to the new can be done in a day or so with minimal downtime to the club's operation. The plan is to have ducting cut and ready and have

the electrical circuit changed over from the old machine to the new at the same time. A fence also needs to be built around the motor and fan. The committee has decided to make this a Colorbond fence and again it is well within our capability to erect it ourselves. This will be another working bee day to be advised.

After the last cleanup, which was a great effort by those that attended, the club rooms certainly look better. One area that still needs attention, however, is the tool room where there is a totally unacceptable mess of thrown together tools and accessories. Anyone who has looked in the forstner bit cases would have been amazed that they could be in such a disorderly state.

Peter Davey has offered to lead a systematic clean up, orderly arrangement of tools and accessories with proper labelling. Peter has also commented on the fact that a large number of members do not even know what tools we have for general use and some sort of listing will also be made.

2021 EDWC AGM



The annual AGM was held on Wednesday the 5th May. As per our constitution all committee positions became vacant and the follow were elected/re-elected -

President – John Brownrigg, **Vice President** David Brooks , **Secretary** Charles camera , **Treasurer** Peter Davey , **committee members** – Raman Rao, Rado Staric, Adrian Des Fontaines, and Colin Groves.

No special business was advised.



Special guest Will Matthysen: <https://www.willmatthysen.com/about>

Attendees at the AGM were treated to a very interesting talk by Will Matthysen who is a very talented and renowned clock maker. Will gave an account of how he “accidentally” became a clock maker following an economic downturn when work as an architect had dried up. From early beginnings he has become a very accomplished artisan whose work, now numbering more than 200 units, sells to international clients.

Will designs and makes all the components from various woods and brass using wood and metal lathes and



a CNC milling Machine.

He explained how he is very particular about the wood which requires near perfect stability to be useful for the precision gears and movements. He has developed a great many original designs with particular emphasis on asymmetrical ordering of the movement components to give a particularly attractive aesthetics.

Lathe Training on weekends

Steve Hood and Tony Orbe are proposing to run a limited series of turning instructions on a Saturday afternoon following open workshop (bi-weekly). This will be in the PM or in conjunction with Saturday morning open workshops – to be determined. They envisage this to be only for members who are unable to attend on Thursday afternoon. Ongoing turning times after training for the same members or any members will be considered by the committee. After basic and safety training, attendees will be welcome in one of the evening classes once they have a minimum level of proficiency.

Should this go ahead there will be spots available for only 4 members per training block. Proposal is for 3 to 4 Saturdays - possibly - consisting of:-

WEEK 1 - Introduction to the lathe and safety training, use of the Tormek sharpening system with hands on sharpening and roughing down a square spindle, turning beads and coves.

WEEK 2 - Sharpening tools for the day, solo roughing down, beads and coves, sanding and finishing and introduction to faceplate work.

WEEK 3 - Sharpening tools for the day, Project - paper towel stand, incorporating faceplate and spindle work (possibly wire burning?).

Interested new turners please contact Steve (stevehood10@gmail.com) or Tony (arlq1@bigpond.com)

Mentoring Group – Monday mornings

A steady stream of members have attended and many are well on the way to making some very fine pieces. There is still a need for several other experienced members to assist with keeping the session running and it can be on an ad hoc basis and also include doing your own work. Pictured is Patrick Sharkey who has been a regular attendee and despite grumbling about avoiding errors especially with Festool Domino joints, manages to do some very fine work. Christine Hand is also making her first ever piece of furniture which not to “muzzle” it is turning out quite exquisite. A picture will surely appear in the next edition of the newsletter along with some other pieces progressing along.



Wes's Workshop



One of the main attractions at each year's exhibition is Wes' workshop for visiting children. The kids are helped assemble small wooden toys, pre-made by Wes Weight and helpers each year.


Progress report Wes's Wednesday work shop, 2019 Eltham Exhibition : there were many dragsters not distributed due to the inclement weather that weekend .The Wednesday group has assembled the remaining dragsters. We intend selling the dragsters at the Wattle Festival and Whittlesea Show.

Eltham Exhibition 2021: A insect hotel will be the project this year which I am pleased to say are completed after approx 8000 holes have been drilled by our toy group and members I hope the insects appreciate the effort. Stored in the container there I've never had is abundance of 20mm dowel , We are asking members for toy ideas incorporating the dowel, come along with your suggestion, you may decide to join the group. We start 9-30 to 12-00 each Wednesday.

Wes Weight




Wes's workshop is progressing and one would hope that this year there will indeed be an exhibition to run the very popular event. Wes would like those members who took beehive blocks home last year to work on them to please return them.





Top picture – Tom Laber, Tony Orbe and Paul Rushton with the Native bee “hotels”. To the right we see Tom at work drilling many holes, and left is Wes with Tom and Tony working on the dragsters.

Scrolling Saturday 3rd April - Report by Steve Hood



I managed to take notes this time, unfortunately I’m sitting down to write this a month later, so my notes are just a bit cryptic, also my memory has ceased to function with its previous efficiency so what I can’t remember I’ll just make up, always seemed to work in the past.

As I’m discovering as normal, Steve opened the doors for the mad inrush of participants a bit before 9 and set up in his usual spot, the rest of us trickled in over the course of the next hour or so and everything was set up and ready to rock and roll just in time for morning tea, which seems to be another scroll saw tradition..

Not a large turn out, but we did have a new member join us, Soo had her first go at a scroll saw and after a short introduction by Steve was into it quickly progressing to cutting out a cat, which turned out really well, hopefully we’ll see a lot more of Soo on

scroll saw days as she seems to have a flair for it as you can tell by her hand drawn cat.

Tony continued on with his puzzles for his grandkids and cutting out 3D ornaments, I did manage to take a photo of the puzzles, they’re based, I believe, on a kid’s TV show Bluey, there’s 4 puzzles (at the moment, don’t know if that numbers going to grow) and they all have a different colour on the back, the idea is first the puzzles are separated into their individual colours then the puzzle is assembled on a special board, they look really spiffy and I can see Tony is going to be called on to give a puzzle making demo in the not too distant future, as you can see from the photo they’re excellent quality and Tony has somehow managed to cut the puzzles without having big furry cut lines from the cut edges of the paper.





I believe Steve was working on finishing a job for Beryl which I neglected to get a picture of – sorry. As you may know Beryl has decided to put her scroll saw up for sale, I’m sure you’ve all seen her Hegner scroll saw advertised around the club, along with the table and a few other essentials, if I hadn’t recently bought mine I’d snap it up, it’s a really good deal.

Jennifer came in around lunch time after knocking off work and continued on with her coasters she’s working on for a friend.



And all I did was really just mess around trying to keep the saw blade in relative proximity to the blade with varying results, I did manage to cut out the parts for a golden mean compass, but it may never get assembled as I’m not really happy with it and I tend to use a ruler and my eye.

Well that’s it for this month, if you were there and I’ve forgotten, I apologise. I’ll keep working on trying to get more details on people’s projects, but I don’t think I’m enough of a sticky beak to be a reporter ☺

Thursday Arvo Turning , April – by Steve Hood

What can I say about turning? Apart from – we did some.

Russell has been a couple of times during the month and is progressing nicely through the training process, he’s about to start on his first real project on the lathe, a paper towel holder, which is a solid round face plate turned base – good introduction to bowl turning – and a spindle to fit the

paper towel roll on – more beads and coves. Possibly not quite up to being on display in the kitchen standard but excellent value in the workshop, mine gets used constantly.

Eric continued working on his lidded box made from a tree that was trimmed next door to the club rooms, turning wood's pretty thin on the ground you know.

Rod has continued with Banksia pod twig pots, which are looking great.

John Mentha dropped in one day with some of his turning blanks for sale (and a chat) that cleaned me out for the month, thanks John they'll be put to good use.

We had a demo on how to turn a lidded box over a couple of weeks, with me demonstrating up to a certain point and Eric and Rod working on their own boxes to reach the same point then the following week continuing on to completion. That seemed to work fairly well so we may continue that theme and try a couple of other items, possibly a pewter or milliput inlay, we'll see. For those who may not know – my partner was totally confused about how you can make a box on a lathe and why are they round! Boxes are square! – a turned lidded box is rather like a round kitchen canister with a lid, I have no idea why they're called lidded boxes, they just are.



The Demo Lidded Box: Camphor Laurel with Osage Orange insert (Courtesy Graeme Skinner, thanks Graeme) finished with superglue, Triple E and Shellawax Glow. About 100mm H x 65 mm D.

Instrument Making Group

I have not heard from many members about the instrument group (combined with the Box Making group) so far. If you are interested, or want to know what it takes, check out this YouTube video on making a soprano sized ukulele. [I built a UKULELE for my sister's birthday - YouTube](#)



We have jigs (moulds) for all sizes. The club has a heated side bender and I will soon have a steam box for side bending.

Check out the meeting calendar for the session times and/or email me on frankco1@tpg.com.au



I also have plans for an 11 note xylophone with a great sound. Will bring it along to the next session this Wednesday.

Frank Camera

[Box Making, Saturday 17th April 2021](#)

We had one new member (new to the club) turn up for box making. Both myself and Steve Mitchener were ready to assist the multitude who would come to make boxes, but alas, no multitude.

The new member, Natalia, seems keen to learn a broad range of woodworking skills, which is heartening.

No-one else came, so the box making group will almost certainly cease to be, despite the fact that we have some excellent box makers in the club whose skills would be of benefit to new and existing members if passed on.

So, as box making shares time in the schedule with instrument making, I will suggest in committee that box makers attend Frank Camera's sessions on instruments, and box making per se will disappear.

Steve never ceases to amaze me. The photo attached is of Steve's "Little Boxes", which from right to left fit inside each other, like a Russian doll. Note the different style of lids. The coins are to show scale.



[EDWC CLUB Workshop / Meeting Calendar:](#)

Note - There are now scheduled openings on 1st and 3rd Tuesday nights for open workshop and turning run by Brian Blethyn (turning) Peter Davey and Adrian

Desfontaines (open workshop). This will advantage those who cannot turn up to daytime group meetings.

		WEEK 1	WEEK 2	WEEK 3	WEEK 4			WEEK 1	WEEK 2	WEEK 3	WEEK 4				
SUNDAY	9 AM				PYROGRAPHY	THURSDAY	9 AM	OPEN SHOP	OPEN SHOP	OPEN SHOP	OPEN SHOP				
	10 AM						10 AM								
	11 AM						11 AM								
	12 PM						12 PM								
	1 PM						1 PM	TURNING	TURNING	TURNING	TURNING				
	2 PM						2 PM								
	3 PM						3 PM								
	4 PM						4 PM								
	5 PM						5 PM								
	6 PM						6 PM								
7 PM				7 PM											
8 PM				8 PM											
MONDAY	9 AM	MENTOR	MENTOR	MENTOR	MENTOR	FRIDAY	9 AM	CARVING	TURNING	CARVING	TURNING				
	10 AM													10 AM	
	11 AM													11 AM	
	12 PM													12 PM	
	1 PM				1 PM										
	2 PM				2 PM										
	3 PM				3 PM										
	4 PM				4 PM										
	5 PM				5 PM										
	6 PM				6 PM										
7 PM				7 PM											
8 PM				8 PM											
TUESDAY	9 AM	OPEN SHOP	OPEN SHOP	OPEN SHOP	OPEN SHOP	SATURDAY	9 AM	SCROLL SAW	OPEN SHOP	BOX/ INSTR MAKING	OPEN SHOP				
	10 AM													10 AM	
	11 AM													11 AM	
	12 PM													12 PM	
	1 PM				1 PM										
	2 PM				2 PM										
	3 PM				3 PM										
	4 PM				4 PM										
	5 PM				5 PM										
	6 PM				6 PM										
7 PM			TURNING	BOX/ INSTR MAKING	7 PM										
8 PM	TURNING		+ 5th Tue		8 PM										
WEDNESDAY	9 AM	WES' SHOP	WES' SHOP	WES' SHOP	WES' SHOP										
	10 AM														
	11 AM														
	12 PM														
	1 PM		BOX/ INSTR MAKING		EXHIBITION COMMITTEE										
	2 PM														
	3 PM														
	4 PM														
	5 PM														
	6 PM														
7 PM															
8 PM			COMMITTEE												
BOX/INSTRUMENT MAKING - John Brownrigg & Frank Camera															
CARVING - Alwyn Wainwright & Sandra Dean						PYROGRAPHY & SCROLL SAW - Steve Mitchener									
OPEN WORKSHOP - Mark Thompson															
MENTORING - Charlie Camera				TURNING - Tues/Brian Blethyn. Thurs/Tony Orbe. Fri/David Cowan											

EDWC Market Place

For Sale: Brand new Vicmarc 74mm Shark Jaws to suit Vicmarc VM90/100 scroll chuck, purchased in error and have only been out of the plastic for a photo. Cost \$87.67 plus postage from Timberbits. Will sell for \$70 firm.



ALSO

Vicmarc 55mm Shark Jaws to suit Vicmarc VM90/100 scroll chuck. These are second hand and have been used, they're still in the original box, no plastic bag and they're still in excellent condition with no rust. Timberbits price \$63.69 plus postage. Sell for \$30 firm

Call Steve Hood on 040 300 7882



FOR SALE

The club has two chainsaw sharpeners donated by the VMSA. These have a value of around \$60 to \$80 dollars and if used properly are very effective. Anyone interested in buying please advise – a donation of \$20 would suffice.



For Sale: An Hegner Multicut 1 variable speed scroll saw. This saw was purchased in 2016 and has only been used on average one day a month for club activities and demonstrations. It has been regularly maintained.


Additional attachments are included, eg a quick release clamp for internal cuts and a hold down. The new cost for the scroll saw and extras is approximately \$1800.

Also included is a table/stand, a light and blades.


My asking price is \$1200. Remember the scroll saw has only had light work. **Please contact Beryl Watling on 0421 086 361 if you are interested.**



A view of the complete setup – saw, table and light.



The quick release clamp is the silver coloured knob and the hold down is the dark grey arm near the blade.



A side view of the scroll saw.

Minutes of May 5th General Meeting

ELTHAM & DISTRICT WOODWORKERS Inc.

Minutes of the Members meeting held on May 5th at the clubhouse Yarrambat

Apologies:- Nil

Visitors:- Will Matthysen

Minutes:- The last meeting did not have a quorum and was not minuted

Treasurers Report for the month of April

Income \$4,280

Expenditure \$1,359

Totals read by P. Davey – details available on request .

Moved P. Davey Seconded R. Rao **Carried .**

General Business:-

Current outstanding matters -

- Need for assistance for mentoring Mondays – G. Oliver offered help on ad hoc basis – Still need for additional experienced members to assist .
- Dust Extractor ongoing issues schedule for final fix next week.
- Need to build fence around extractor motor outside– Committee will call for assistance for a working bee to build.
- Additional members to assist with Healthability – (P. Rushton to remain)

New Business -

- Subs payment – less than 50 % have paid up.
- Appointment of managers for the Wattle festival, Whittlesea show to be actioned.
- New evening session with P. Davey/ A. Desfontaines has started and also incorporate turning with B. Blethyn .
- Dust Extractor needs plumbing of the final flexible ducting to each machine. Ducting will be purchased soon and a working-bee required to carry out work coordinating with the switching off of the old system and connection to the new system with minimal downtime in between. (Will require a day of work).
- Council have inspected clubhouse with view to assist in reducing power costs. May change all remaining old lights to LEDs.
- Broken windows to be replaced with polycarbonate instead of glass. Committee to action.
- Table saw fence fixed – micro adjuster not desired.
- Need some more volunteers to help out Raman Rao and Frank Camera with training.
- Annual Exhibition report – A. Desfontaines reported all in hand – announcement by Australian Wood review booked. Need to inspect display bases.
- Wes's workshop report – W. Weight reported all in hand – need to request home made bee hotel pieces be returned to him.
- Almoners report – A. Wainwright reported contacting four members in some difficulty requested members to keep him informed.
- Raffle prizes need to be sped up – required before Wattle Festival. Joe Van Koeverden offered to make a bowl. Park / Garden seat to be considered for first prize.

- H. Hill and A.Desfontaines discussed the available GLUELAM beams which are on offer to the club. Interest amongst members to be determined and decision made about how much to retrieve and where to take it.

Show and Tell

Martin Ganter showed two pens – one made from Fordite which is very thick automotive paint hardened into solid pieces - <https://en.wikipedia.org/wiki/Fordite>

Hamish Hill showed a section of a Gluelam beam from a stack that is on offer to the club. Club Members invited to think of end use and means to procure and handle.

Guest Speaker:-

Will Matthysen <https://www.willmatthysen.com/about>

Will is a Melbourne based renowned clock maker who gave a an account of his moving from architect to clock maker during an economic downturn to become a very accomplished clock maker who's works sell to international clients.

Will designs and makes all the components from various woods and brass using wood and metal lathes and a CNC milling Machine.

Meeting concluded at 9:42 pm.

34 members present

Newsletter Contributions

Thank you to: Charles Camera, John Brownrigg, Steve Hood and Wes Weight

All group leaders and individual members may contribute to the newsletter with any relevant monthly group report or items of interest to the club. Please make them brief and include photos where appropriate.

Show and tell items and Sale items are welcome, with pictures if possible.

Send to: frankco1@tpg.com.au

Ph. 0427 964 254

